


Conventional MCP electronic module



Part-No.: 804950
Approval: VdS


With alarm indicator, for the connection to a standard detector zone.


Common technical data

Operating voltage	8 ... 30 V DC
Quiescent current @ 9 V DC	0 µA
Alarm current @ 9 V DC	9 mA
No. of detector/zone	max. 10 detectors per loop (as per VdS)
Alarm display	LED, red and yellow flag
Connection terminal	max. 2,5 mm² (AWG 26-14)
Application temperature	-40 °C ... 70 °C
Storage temperature	-40 °C ... 75 °C
Air humidity	< 95 %
Type of protection	IP 43 (in Housing), IP 55 with cover 704965
Weight	approx. 78 g
Detector specification	EN 54-11, type A
Dimensions	W: 88 mm H: 88 mm D: 21 mm
Declaration of Performance	DoP-20486130701

Features:

- Flat design
- Plug-in connection terminals
- Optional terminal
- Triple key function (test, open, reset)
- Detectors that are not ready for operation can be marked with the "Out of order" label by reversing the enclosed glass pane

 If the glass pane is replaced with the optionally available plastic pane with reset function, the MCP can be reseted from outside by using the key. Per standard suitable for flush-mounted installation boxes. For the surface mounting of the MCP the base from Part No. 704980 to 704985 is required. Please order separately. Type A definition - direct release acc. to EN 54-11 § 3.4.1 (extract from standard): Manual fire alarm unit, for which the alarm status is automatically set (additional alarm triggering is not required) after the fragile element has been broken or its position has been changed.

 1 x Glass pane 704960 1 x Multilingual paper labels with "Out of order" pictogram