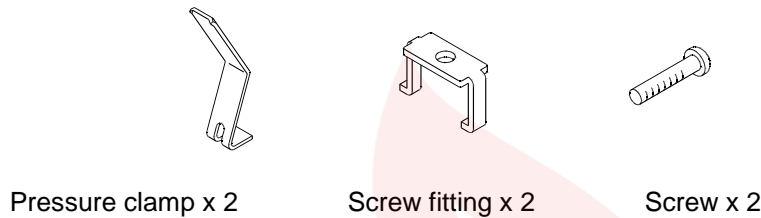


## HOCHIKI YBN-UA(WHT) RECESS BASE ADAPTOR

The YBN-UA(WHT) is a Recess Base adaptor which allows YBN-R/3(WHT) base and ALK-ASN analogue sensor to be flush mounted, this is particularly suited to where unobtrusive detection is required.

### Installation

To install the YBN-UA, a YYA-A fixing kit should be obtained this consists of the parts shown below.



Firstly a hole with a diameter of 115mm should be cut in the ceiling tile. The pressure clamps should then be fitted to the YBN-UA in a vertical position using the screw fittings and the fixing screws, refer to fig.1. The next step is to pull the cables through and fit the YBN-UA into the hole in the ceiling and whilst looking through the Recess Adaptor cable hole, loosen the screws until the pressure clamps lower into place refer to fig.2. Retighten the bracket screws until the pressure clamps are fixed in the horizontal position.

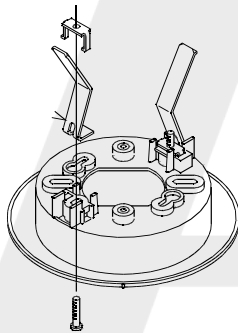


Fig 1



Fig 2

Once the YBN-UA has been secured, the relevant mounting base needs to be fixed with the M4 x 16mm screws supplied. When fitting the base the locating "LED" mark on the base must be lined up with the locating "LED" mark on the YBN-UA, please refer to fig.3. Once the base has been fitted the relevant detector/sensor can then be attached, please refer to fig.4.

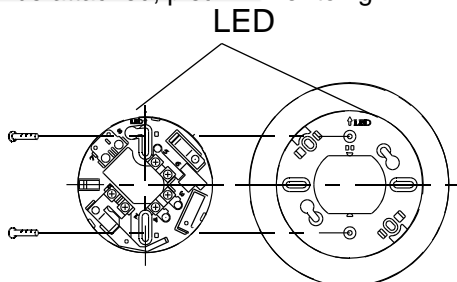


Fig 3

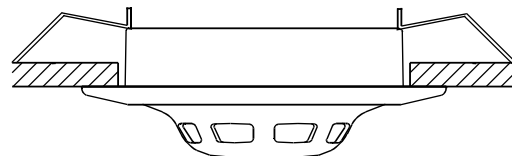


Fig 4

Please find below a list of detectors/sensors and the height they will be from the ceiling when fitted to the relevant bases.

Height from the ceiling	Base
Sensor	YBN-R/3(WHT)
ALK-ASN	26mm

## Specification

Operating Temperature Range	-10 °C to +50 °C
Humidity Range	10% to 95% RH
Dimensions : Diameter	140 mm
Depth	44 mm
Fixing Holes	48mm to 74mm
Drilled Hole Size	115mm
Weight	65g

## Precautions

- ❑ Ensure that the base is installed in accordance with Local Standards or Regulations.
- ❑ Check that the detector/sensor is compatible with the base type.
- ❑ Only install in suitable environments, the following should be avoided:-
  - ❑ Excessive ambient temperature.
  - ❑ Where excessive condensation or moisture is present.
  - ❑ Hazardous areas.
- ❑ Do not use a high voltage tester on the base or detector
- ❑ Ensure that the base adaptor is securely fixed to the ceiling or other suitable surface.
- ❑ Ensure that the base terminals are securely fastened.

Hochiki Australia Pty Ltd reserves the right to alter the specification of its products from time to time without notice. Although every effort has been made to ensure the accuracy of the information contained in this document it is not warranted or represented by Hochiki Australia Pty Ltd to be a complete and up-to-date description.